



Guide to Getting Started with Show My Homework

satchel:
Together through education

About Us

Satchel

Based in East London

60+ Staff and growing

Award winning every year

All development work completed in house

The leading homework software for teachers and schools

Show My Homework

A powerfully simple online homework software accessible on desktop, tablet or mobile. Teachers can create and set engaging homework and students can submit online and parents can track details and deadlines.

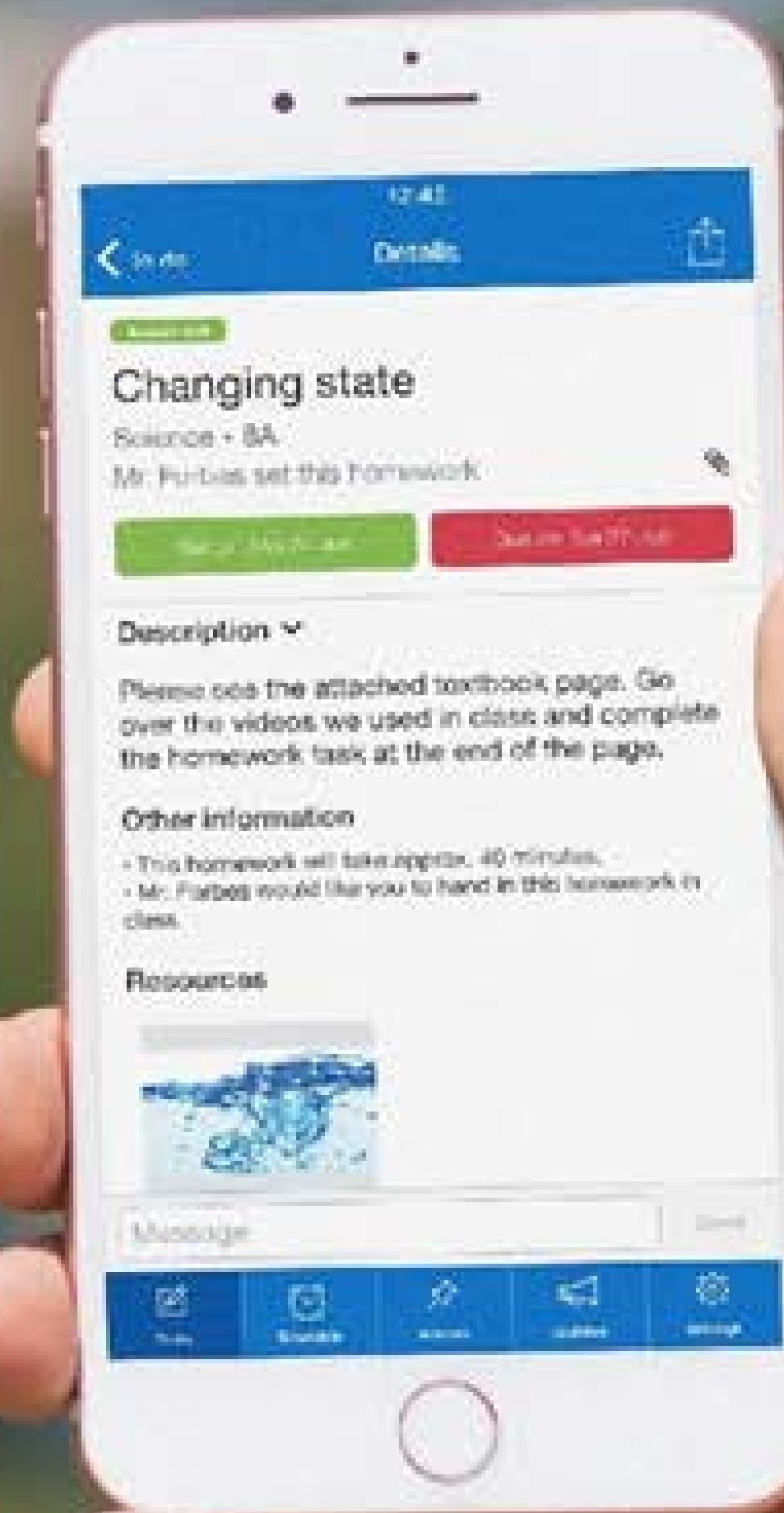
- 90%** Increased student engagement
- 100%** Homework setting consistency
- 95%** Time saved tracking and monitoring homework
- 95%** Customer support satisfaction



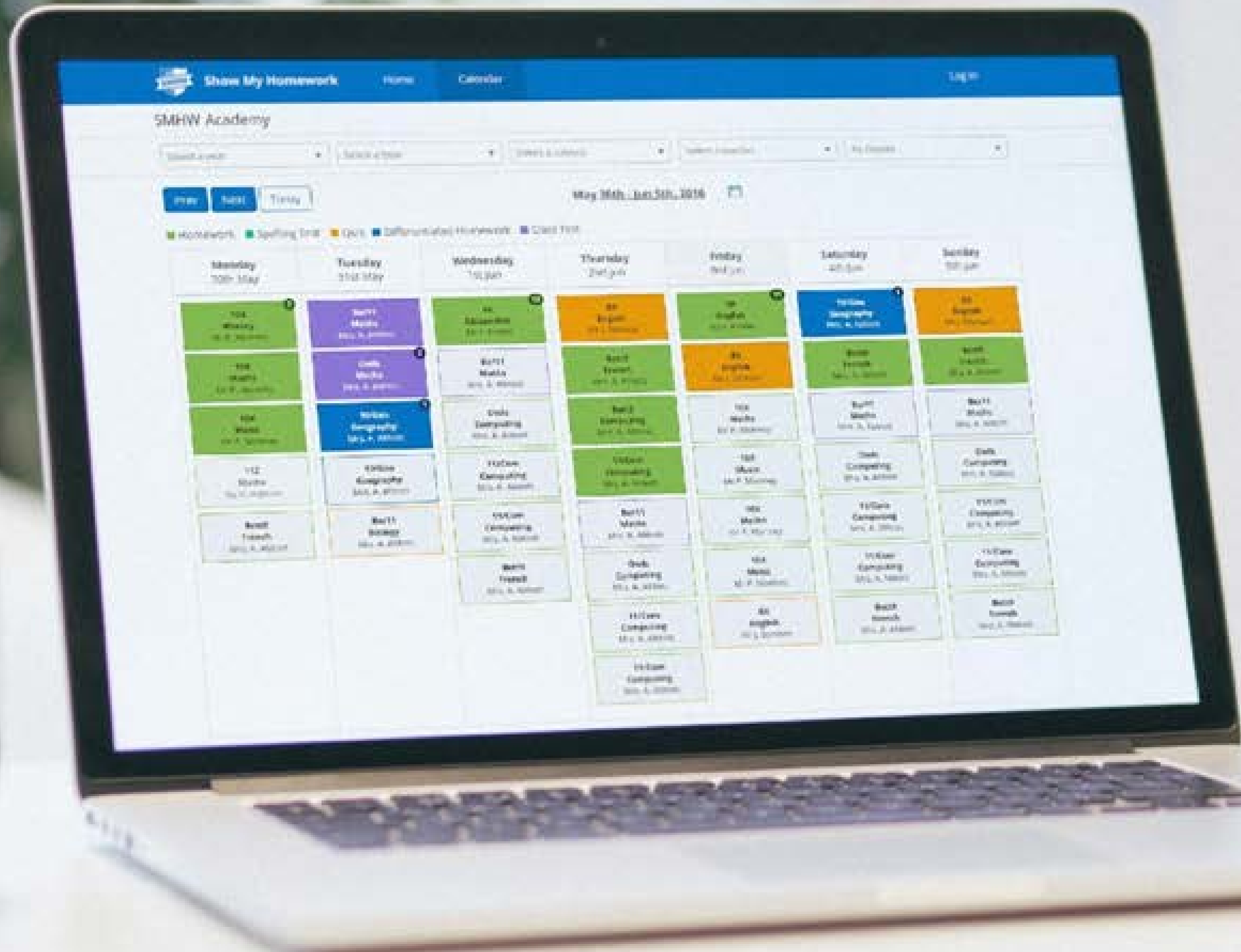
Our Promise

We know that every school is different so we tailor every plan to suit your needs.

- Personalised launch and implementation plan
- Experienced advice to drive engagement
- Direct line of contact
- Regular communication
- Continued support



How We Can Help



We are your dedicated Show My Homework consultants, offering guidance to make sure our tool is successful at your school.

- Implementing objectives and timelines
- Setting up Show My Homework Champions
- Providing resources and support
- Aiming for a 75% engagement for all teachers in just 1 month



Setting Your Objectives

It's critical to explain the “why” behind changing people’s behaviour – teachers, parents and students. Think about the original reasons why you wanted to introduce Show My Homework:



Student excuses/ Hand in rates



Parental engagement



Monitoring consistency of homework



Improving quality of homework



Student workload

Benefits for Teachers, Parents & Students

Teachers



Transparency across the school.



Plan homework for the whole term quickly and easily.



Reuse quality homework.



No more excuses!

Students



Can see all homework at the click of a button.



A personalised experience to help stay organised.



Automatic due date reminders.



Students have more time to listen. (great for SEN students).

Parents



Can see homework that's been set and take part in home learning.



More positive relationships with teachers.



Access to multiple students accounts from one profile



Better communication through school announcements.

Success Process



Planning

- Technical setup
- Roll-out plan
- Homework policy
- Materials prepared



Roll-Out

- Teacher training
- Teachers set homework
- Students and parents
 - Communication
 - Send login details



Embedded

- Consistent homework set and submitted
- Parents engaged
- SLT get better reporting

Key Roles In School

It will take more than one of you to introduce a change in behaviour for the school to be successful. Here is how different departments can help.

Role	Responsibility
Network Admin	Technical setup of SMHW. Works with the Onboarding team and after setup, goes via the Support team for any technical issues.
Heads of Department	Supports Assistant Head in introducing the SMHW to faculty. Works with SLT throughout the year to track usage and help teachers who are struggling.
Parental Engagement Lead	Supports Assistant Head in communicating logins to parents. Runs sessions with parents throughout the year to get them using the system. Monitors parental engagement.
Form Tutors	Gets students logged into SMHW for first time. Keeps track of homework for each student throughout the year by running reports.
Homework Champions	Supports teachers who need help using the product or learning advanced features. Can also support students or parents who need help as well.

Logging in to Show My Homework



The screenshot shows the homepage of the Satchel website. At the top left, there is a logo for "SHOW MY HOMEWORK" with the text "powered by satchel:" next to it. The navigation menu includes "SMHW For You", "Products", "Tutoring", "Resources", "About", "Support", and a "Login" button. A search bar with the placeholder text "Search for your school" is located below the navigation. The main content area features a large background image of a man and a woman walking away from the camera on a school path. Overlaid on this image is the word "satchel:" in a large, white, sans-serif font, followed by the tagline "Together through education." and a "Find out more >" link. In the bottom left corner, there is a smaller "SHOW MY HOMEWORK" logo and the text "The company behind Show My Homework."

powered by **satchel:**

SMHW For You Products Tutoring Resources About Support [Login](#)

Search for your school

satchel:

Together through education.

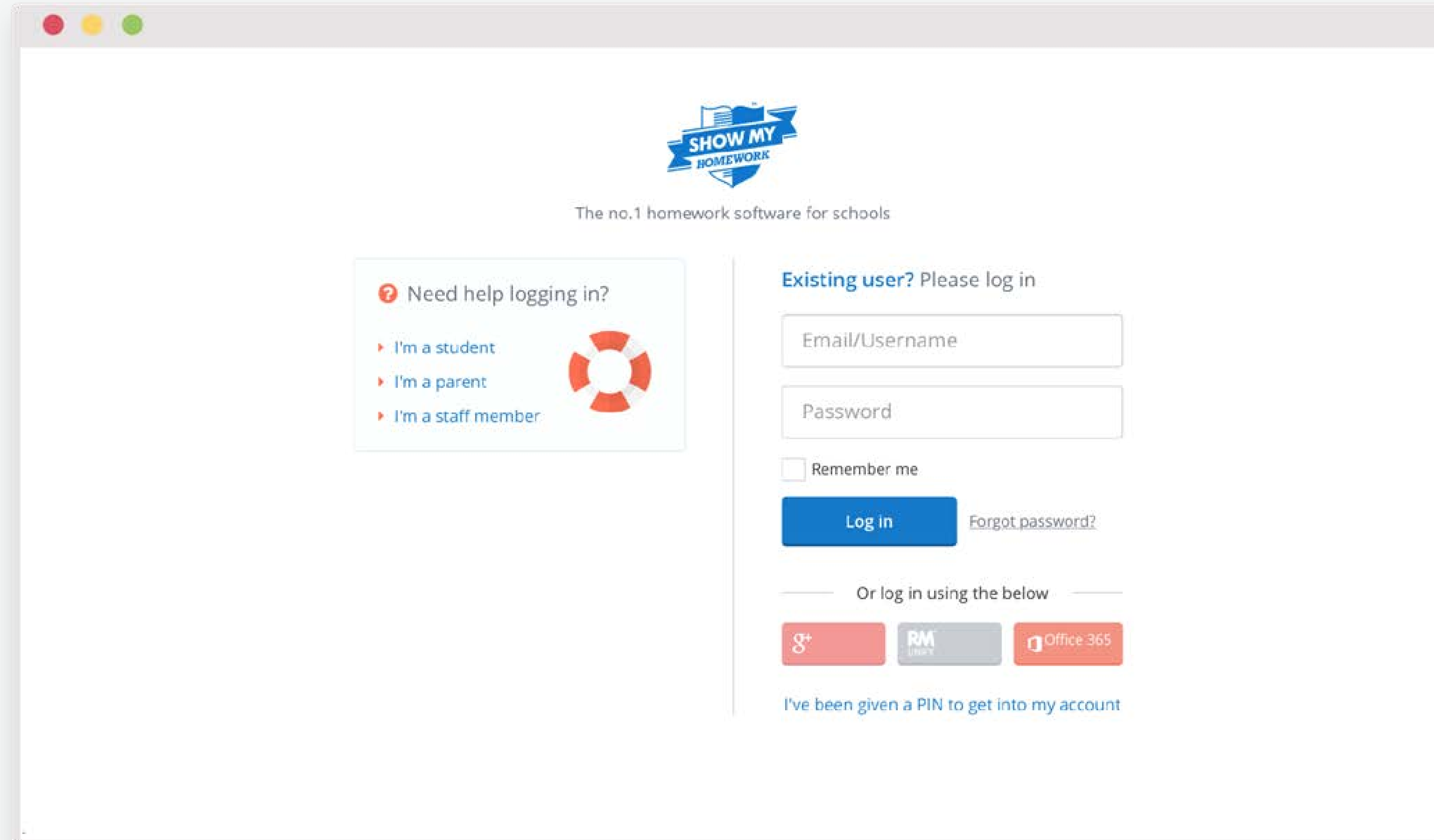
[Find out more >](#)

SHOW MY HOMEWORK

The company behind Show My Homework.

Logging in to Show My Homework

Username/Email: Your School Email
Temporary Password: Password



The screenshot shows the login interface for Show My Homework. At the top center is the logo, a blue shield with a white banner that says "SHOW MY HOMEWORK". Below the logo is the text "The no.1 homework software for schools".

On the left side, there is a help section titled "Need help logging in?" with a red question mark icon. It contains three links: "I'm a student", "I'm a parent", and "I'm a staff member", each preceded by a red arrow. To the right of these links is a red lifebuoy icon.

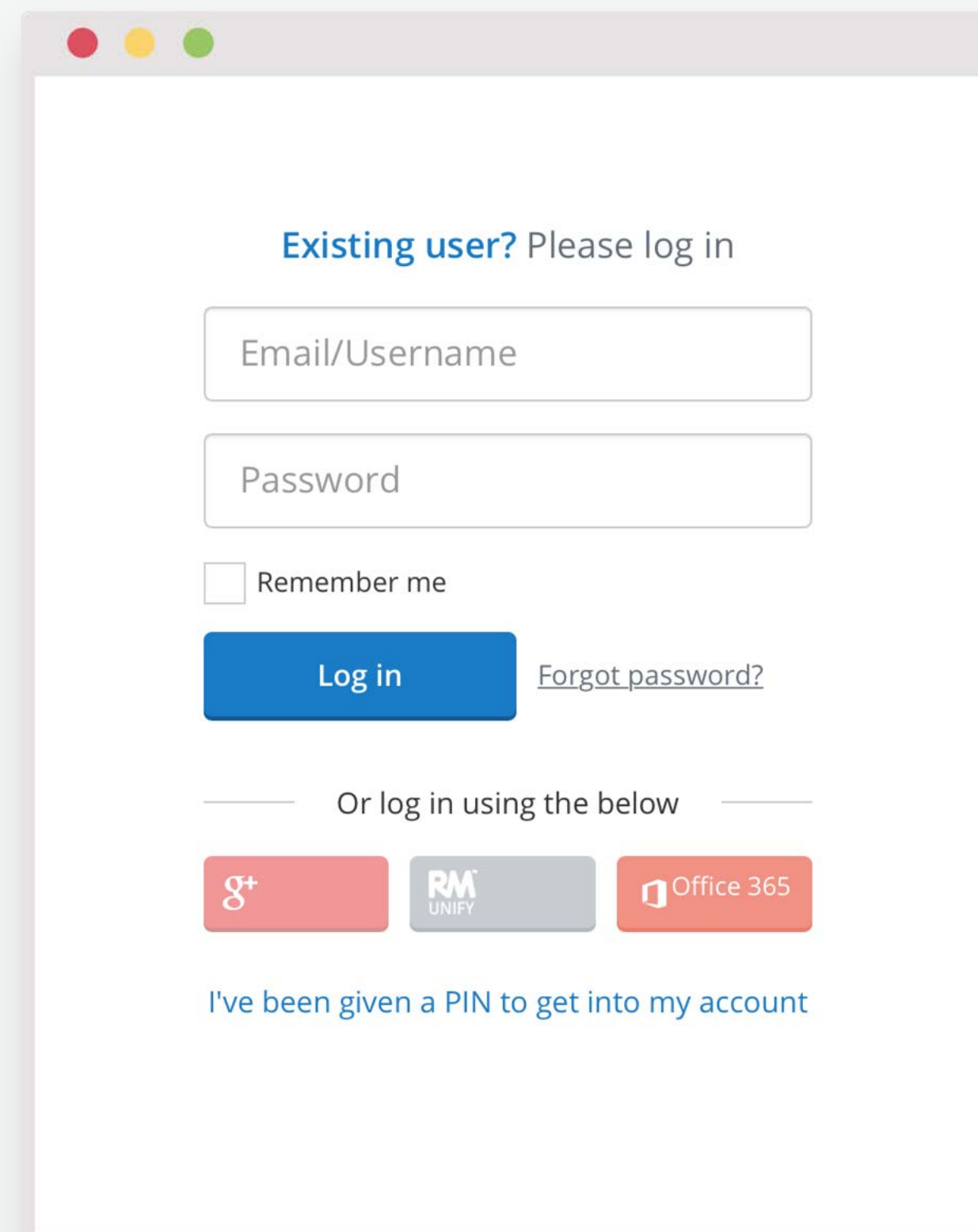
On the right side, there is a login section titled "Existing user? Please log in". It contains two input fields: "Email/Username" and "Password". Below these fields is a checkbox labeled "Remember me". A blue "Log in" button is positioned to the left of a "Forgot password?" link.

Below the login section, there is a separator line and the text "Or log in using the below". Underneath are three social login buttons: a red "g+" button, a grey "RM" button, and a red "Office 365" button.

At the bottom of the login section, there is a link that says "I've been given a PIN to get into my account".

Logging in to Show My Homework

Access your SMHW account using your **Google** login



Existing user? Please log in

Email/Username

Password

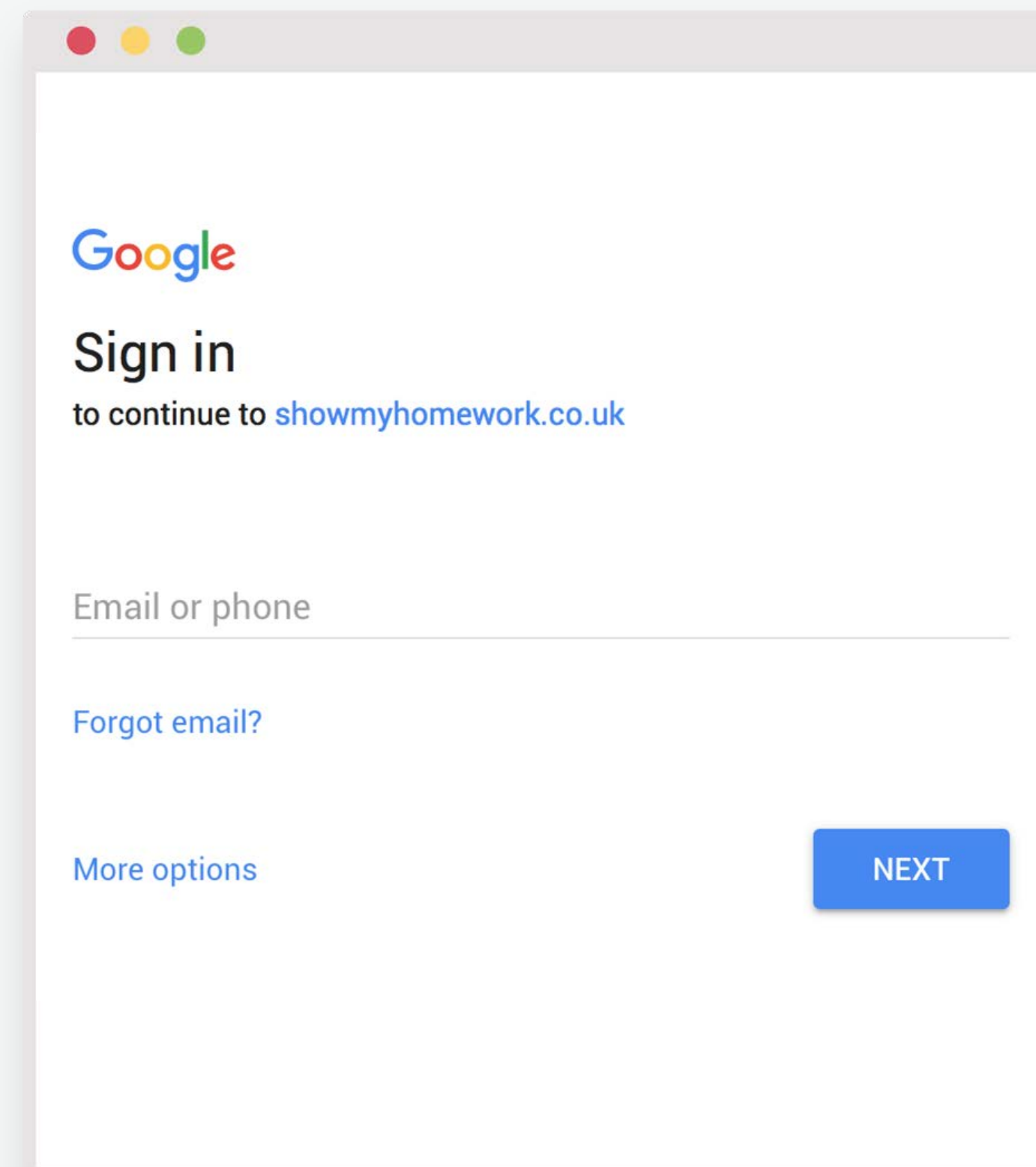
Remember me

[Log in](#) [Forgot password?](#)

Or log in using the below

[g+](#) [RM UNIFY](#) [Office 365](#)

[I've been given a PIN to get into my account](#)



Google

Sign in
to continue to [showmyhomework.co.uk](#)

Email or phone

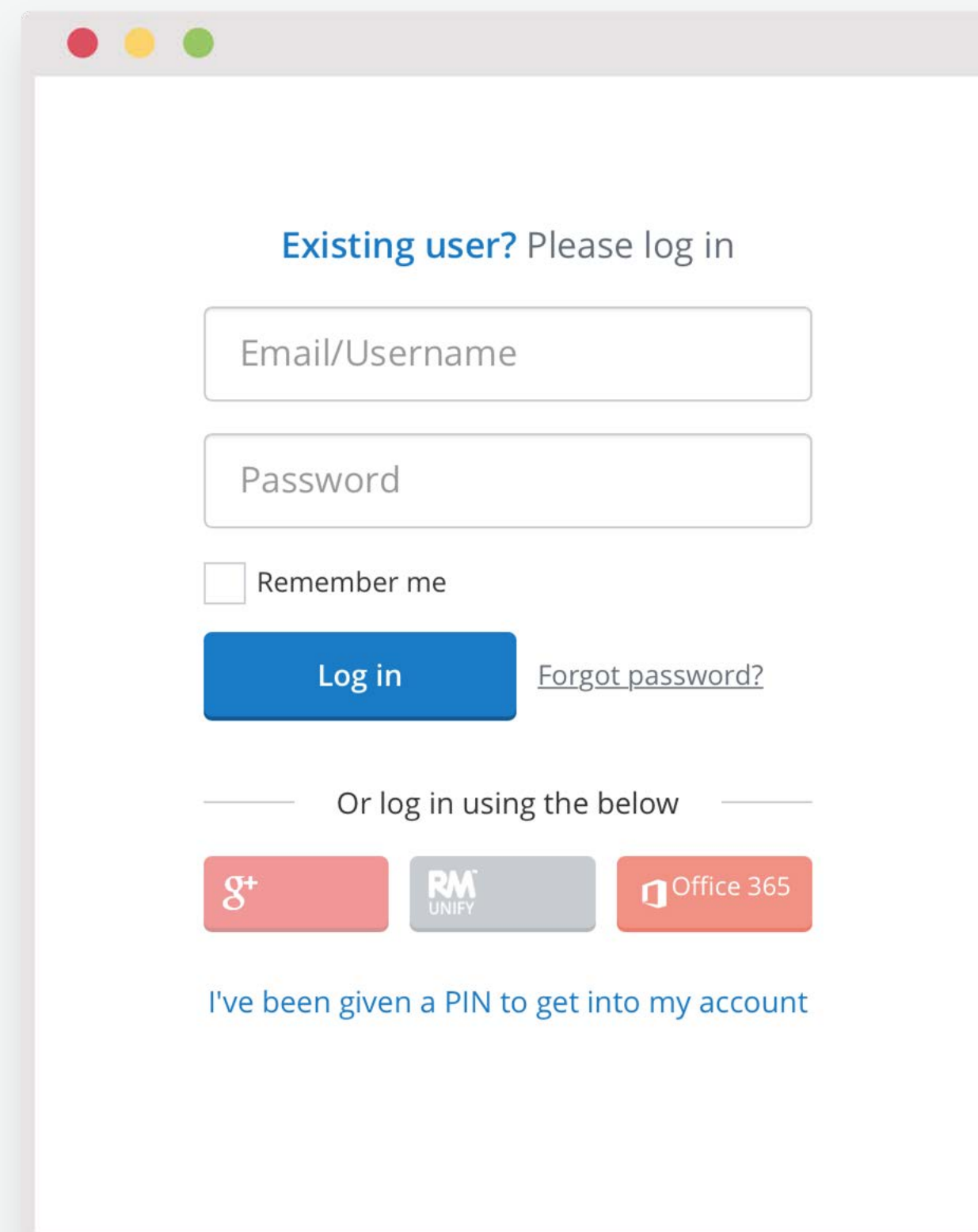
[Forgot email?](#)

[More options](#)

[NEXT](#)

Logging in to Show My Homework

Login to your SMHW account with your **Office 365** login



Existing user? Please log in

Email/Username

Password

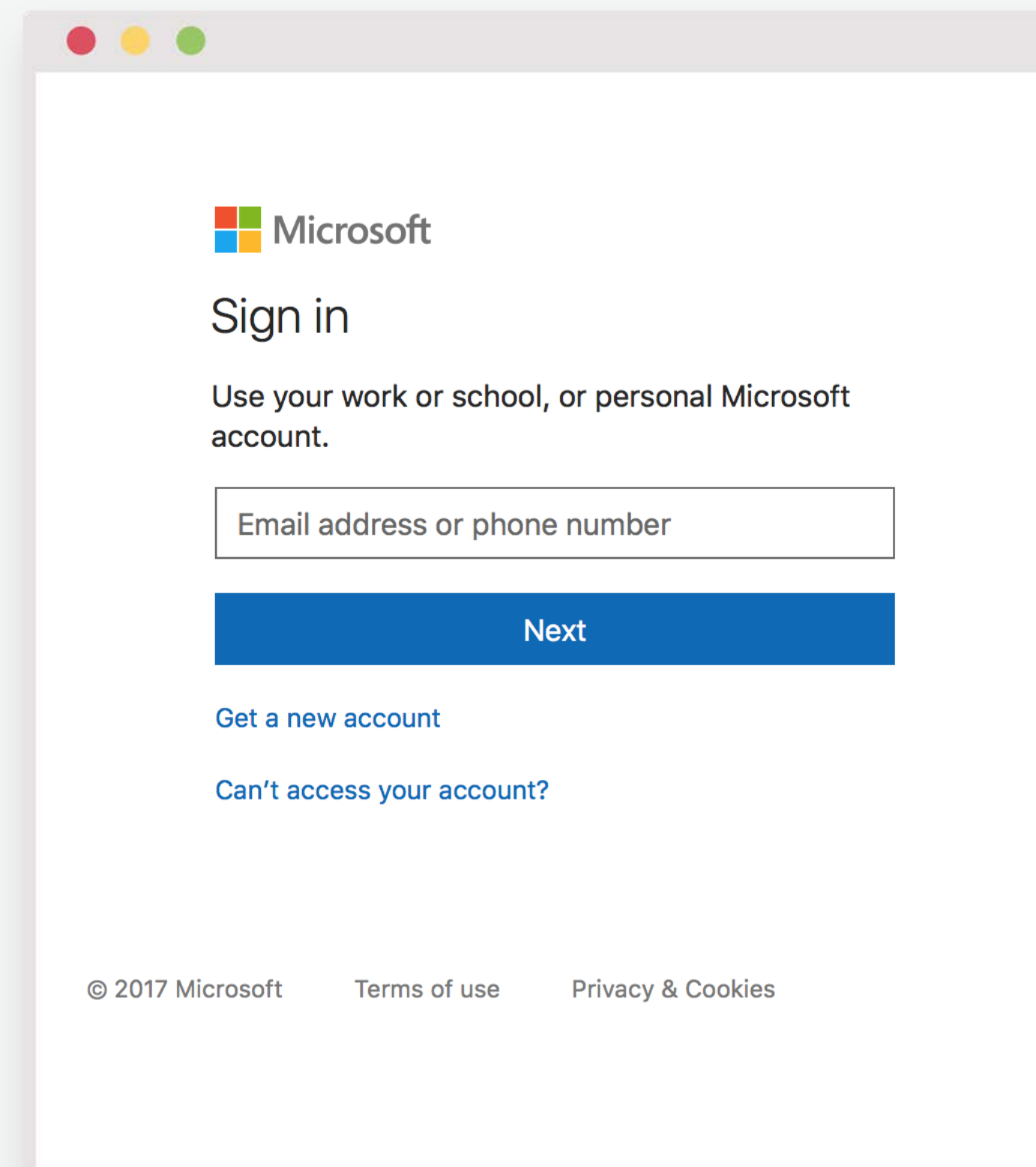
Remember me


[Log in](#) [Forgot password?](#)

Or log in using the below

[g+](#) [RM UNIFY](#) [Office 365](#)

[I've been given a PIN to get into my account](#)



 Microsoft

Sign in

Use your work or school, or personal Microsoft account.

Email address or phone number

[Next](#)

[Get a new account](#)

[Can't access your account?](#)


© 2017 Microsoft [Terms of use](#) [Privacy & Cookies](#)

Support

Unlimited support for teachers, students and their parents from our highly skilled team of experts.



help.showmyhomework.co.uk



020 7197 9550

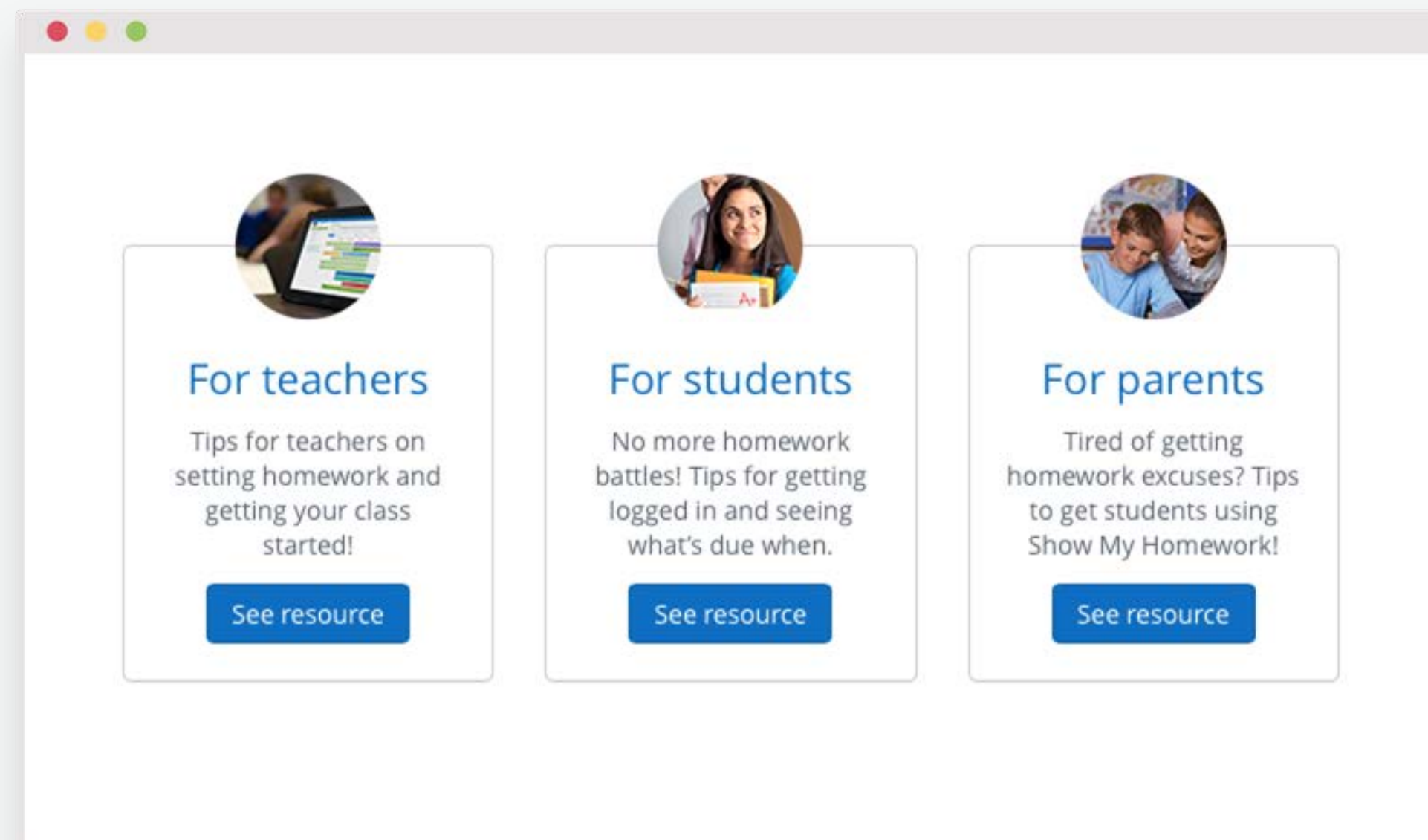
Our Help Centre

The screenshot shows the Show My Homework website interface. At the top, there is a blue header with the text "Open 8am - 6pm (Mon - Fri). Get in touch on 020 7197 9550" and social media icons for Twitter, Facebook, and Google+. Below this is a white navigation bar with the "Show My Homework" logo, a "Login" button, and a "Teacher sign up" button. The main content area has a blue background with a circular profile picture of a student and the text "For Students" and "Never miss a homework deadline again!". Below this is a breadcrumb trail: "Help Centre / For Students / Homework". On the left, there is a vertical menu with the following items: "The basics", "To-do list", "Calendar", "Homework" (highlighted in blue), "Finding my homework on Show My Homework", "Submitting my work online", "Spelling Tests", and "Quizzes". The main content area is titled "Finding my homework on Show My Homework" and contains the following text: "Submitting homework online is really quick and easy and means that students always have ability in their homework. Online Submissions mean that students can upload their homework anywhere at anytime and this is not restricted to term time." Below this text are two numbered steps: "1 In order to complete homework online, students simply need to click their calendar and select the piece of homework that needs to be completed." and "2 Once selected, you will be able to view the homework details. These will include: the issue date, due date, description and any added resources. On the right of the page you will see an option to 'Complete your homework online' which can be seen pictured below:". At the bottom of the page, there is a breadcrumb trail: "Home / Homework / The future of technology essay" and the title "The future of technology essay".

You can access our Help Centre at anytime through the left hand menu

Resources

Resources are available at the click of a button



- Introduction for teachers
- Tutorial videos
- Homework policy
- Getting started guides

- Introduction for parents
- Tutorial videos
- Login instructions
- Parent pack

- Introduction for students
- Tutorial videos
- Login instructions

satchel:

Together through education

www.teamsatchel.com